



RAKU-PUR® Edge Casting Systems

Reliable protection: the resistant RAKU-PUR® Edge Casting Systems



RAMPF
discover the future

RAKU-PUR® Edge Casting Systems

Individual materials – best protection.



Versatile Designs

Tailor-made Edge Casting Systems: the variety of RAKU-PUR Edge Casting Systems for the protection of wooden borders are qualified for different applications. Due to their high impact strength they are used for the manufacturing of doors or furniture for public buildings like **hospitals, schools and kindergarten**. Due to their high chemical resistance RAKU-PUR Edge Casting Systems are also suited to protect **laboratory furniture**. Flame retardant systems have already shown their competence in **vehicles of public transport**, e.g. in the interior of rail vehicles.

What can we protect for you?

Your advantages:

- » Varied material choice
- » Seamless transition between wood and casted edge
- » Good adhesion to wood and compressed wood
- » Good flow characteristics
- » Low water absorption
- » High impact strength
- » High mechanical resistance
- » High chemical resistance

Individually adjustable:

- » Hardness variable from flexible to tough-elastic
- » Big choice of colours, e.g. aluminium optic
- » Flame resistance possible, e.g., class S 3 or S 4
- » Light-resistance adjustable
- » Great variety of design
- » Gloss level adjustable

The **light resistance** of RAKU-PUR Edge Casting Systems can be adjusted by the adequate choice of raw materials. The systems differ in **not lightfast, light resistant** and **lightfast**. All systems are equipped with light protection additives and UV stabilisers to increase the light resistance. Thus even the yellowing of not lightfast systems can be temporarily delayed. Not lightfast systems are usually offered in dark colours.

How to do edge casting: find details on www.rampf-giessharze.com



High chemical resistance




High impact strength



High flame resistance

Product overview



RAKU-PUR	Hardness Shore D	Viscosity A-component (mPa*s)	Viscosity B-component (mPa*s)	Mixing ratio A:B (Gew.-%)	Density (g/cm ³)	Pot life (Sec.)	Colour	Colour
Not lightfast systems								
70-2232	50 – 55	1,100 – 1,500	250 – 350	100 : 45	1.12 – 1.15	60 – 80	blue	System with internal release-agent e.g. for form linings
70-2215	55 – 65	1,100 – 1,500	300 – 400	100 : 42	1.12 – 1.15	55 – 65	diverse	A-component unfilled high scratch resistance
70-2221	72 – 80	6,500 – 8,000	300 – 400	100 : 53	1.14 – 1.18	150 – 165	black-brown	A-component unfilled high scratch resistance
70-2355	80 – 85	9,000 – 11,000	300 – 400	100 : 23	1.53 – 1.58	300 – 330	ochre	A-component highly filled
70-2356	80 – 85	10,000 – 12,000	300 – 400	100 : 23	1.58 – 1.61	300 – 330	dust grey	A-component highly filled
A-component highly filled								
70-2225	65 – 75	1,000 – 1,300	1,250 – 1,750	100 : 81	1.11 – 1.15	80	beige	A-component unfilled, high scratch resistance
70-2347	65 – 75	1,900 – 2,400	1,250 – 1,750	100 : 56	1.23 – 1.27	75 – 85	beige	A-component filled
70-2331	70 – 75	1,700 – 2,100	800 – 1,000	100 : 61	1.22 – 1.26	110 – 120	diverse	A-component filled, especially adequate for laboratory furniture
70-2359	70 – 80	3,000 – 4,000	1,250 – 1,750	100 : 47	1.35 – 1.40	120	grey	A-component highly filled, flame retardant, fire class S 3, especially suitable for edges of tables and as reinforcement in rail interior
70-2338	78 – 85	6,500 – 8,900	1,250 – 1,750	100 : 50	1.42 – 1.45	125 – 130	diverse	A-component highly filled, flame retardant, especially adequate for rail interior
Lightfast systems								
70-2346	70 – 75	2,800 – 3,500	2,900 – 4,000	100 : 80	1.18 – 1.21	110 – 120	beige	A-component slightly filled, lightfastness grade 8 according DIN 54004 (xeno-test)
70-2348	75 – 80	2,800 – 3,500	2,900 – 4,000	100 : 87	1.22 – 1.26	150 – 165	diverse	
70-2350	75 – 80	11,000 – 13,000	2,900 – 4,000	100 : 52	1.40 – 1.45	480	diverse	A-component highly filled, lightfastness grade 8 according DIN 54004 (xeno-test)

All data at 20°C

Our application recommendations are made due to a long lasting experience and are based on the current state of knowledge of science and practices. However they are without obligation and do not absolve the consumer from testing the aptitude. A contractual legal relationship does not exist through this, also not concerning any property rights of third parties. We assume no liability for misprints. Errors excepted. Subject to change.

RAMPF Giessharze worldwide.



Version 2008/08. Errors excepted. Subject to change.

RAMPF Group Japan, K. K.

Oriental Shin-Osaka Building 2F
Nishinakajima 7-1-26, Yodogawa-ku
Osaka, 532-0011, Japan
T +81 (0) 6 6101-0769
F +81 (0) 6 6101-0770
E info@rampf-group.jp
www.rampf-group.jp

RAMPF Group, Inc.

P.O. Box 930 352
50714 Century Ct.
Wixom, MI 48393, USA
T +1 (248) 295 0223
F +1 (248) 295 0224
E info@rampf-group.com
www.rampf-group.com

Service worldwide:

Further distributors can be found under
www.rampf-giessharze.de

RAMPF (Taicang) Ltd.

Taicang Economy Development Area
No. 8 North Lou Jiang Road,
Taicang 215400, Jiangsu Province
P.R.China
T +86 (0) 512 5328 5051
F +86 (0) 512 5328 5060
E info@rampf-group.com.cn
www.rampf-group.com.cn

Headquarters

RAMPF Giessharze GmbH & Co. KG

Albstraße 37
D-72661 Grafenberg

T +49 (0) 7123 9342-0

F +49 (0) 7123 9342-2444

E info@rampf-giessharze.de

www.rampf-giessharze.de



RAMPF[®]

discover the future